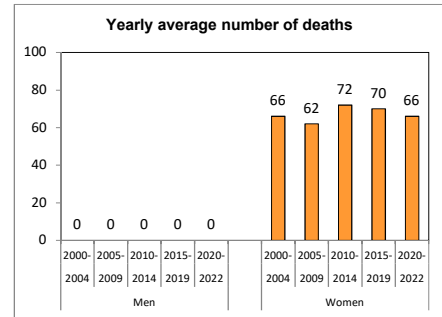


Number of deaths

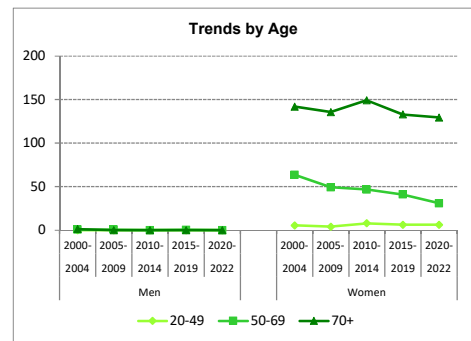
Sex	Period	Age group				Total	Yearly average
		0-19	20-49	50-69	70+		
Men	2000- 2004	0	0	1	1	2	0
	2005- 2009	0	0	1	0	1	0
	2010- 2014	0	0	0	0	0	0
	2015- 2019	0	0	1	0	1	0
	2020- 2022	0	0	0	0	0	0
Women	2000- 2004	0	19	129	183	331	66
	2005- 2009	0	14	105	192	311	62
	2010- 2014	0	27	106	228	361	72
	2015- 2019	0	21	101	226	348	70
	2020- 2022	0	12	48	139	199	66
Total	Total	0	93	492	969	1'554	68



Crude rates by age-group & mean annual trends

\*, \*\*: Significant variations cf. Mantel-Haenszel test (95%, 99%)  
Signification of mean annual trends not computed

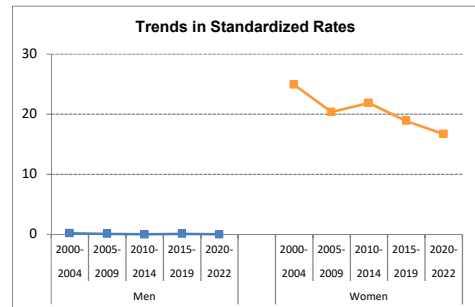
Sex	Period	0-19	20-49	50-69	70+
Men	2000 - 2004	0.0	0.0	0.5	1.4
	2005 - 2009	0.0	0.0	0.5	0.0
	2010 - 2014	0.0	0.0	0.0	0.0
	2015 - 2019	0.0	0.0	0.4	0.0
	2020 - 2022	0.0	0.0	0.0	0.0
Women	2000 - 2004	0.0	5.5	63.7	141.9
	2005 - 2009	0.0	4.0	49.3	135.7
	2010 - 2014	0.0	7.9 *	46.7	149.3
	2015 - 2019	0.0	6.3	41.0	132.9
	2020 - 2022	0.0	6.4	30.9	129.4
Men	Annual trend		1.000	0.645	0.623
Women	Annual trend		1.015	0.968	0.996



European standardized rate by period

\*, \*\*: The Annual Percent Change (APC) is significantly different from zero (p<0.05, p<0.01).

Sex	Period	Ticino	C.I. 95%	
Men	2000 - 2004	0.2	-0.1	0.5
	2005 - 2009	0.1	-0.1	0.3
	2010 - 2014	0.0	0.0	0.0
	2015 - 2019	0.1	-0.1	0.2
	2020 - 2022	0.0	0.0	0.0
Women	2000 - 2004	24.9	22.0	27.8
	2005 - 2009	20.4	17.9	22.9
	2010 - 2014	21.9	19.4	24.4
	2015 - 2019	18.9	16.6	21.1
	2020 - 2022	16.7	14.0	19.4
Men	APC	n.a.	0.000	
Women	APC	-1.769 **		



Age specific rates - 2 last periods compared

Age	Men		Women	
	2015 - 2019	2020 - 2022	2015 - 2019	2020 - 2022
0-	0.0	0.0	0.0	0.0
5-	0.0	0.0	0.0	0.0
10-	0.0	0.0	0.0	0.0
15-	0.0	0.0	0.0	0.0
20-	0.0	0.0	0.0	0.0
25-	0.0	0.0	0.0	0.0
30-	0.0	0.0	4.1	3.5
35-	0.0	0.0	3.7	3.2
40-	0.0	0.0	15.7	8.7
45-	0.0	0.0	9.7	17.5
50-	0.0	0.0	28.2	24.9
55-	0.0	0.0	28.0	16.0
60-	0.0	0.0	41.9	36.0
65-	2.1	0.0	73.7	54.6
70-	0.0	0.0	73.5	62.0
75-	0.0	0.0	80.1	113.3
80-	0.0	0.0	166.5	147.7
85+	0.0	0.0	237.8	210.0
Crude rate	0.1	0.0	38.5	36.7

