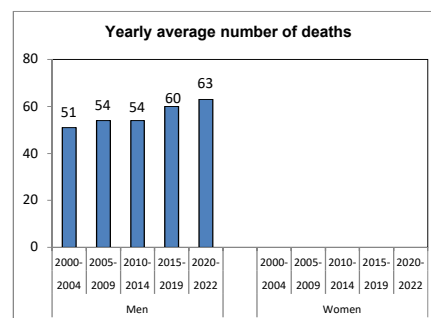


## Number of deaths

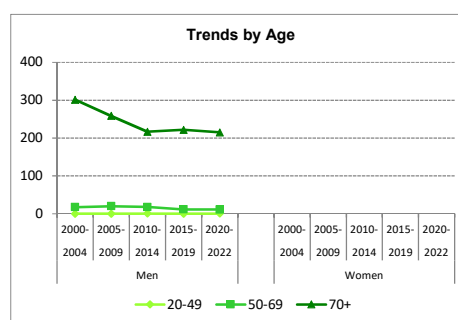
Sex	Period	Age group				Total	Yearly average
		0-19	20-49	50-69	70+		
Men	2000- 2004	0	0	33	222	<b>255</b>	<b>51</b>
	2005- 2009	0	0	40	230	<b>270</b>	<b>54</b>
	2010- 2014	0	2	39	228	<b>269</b>	<b>54</b>
	2015- 2019	0	0	28	274	<b>302</b>	<b>60</b>
	2020- 2022	0	1	17	171	<b>189</b>	<b>63</b>
Women	2000- 2004						
	2005- 2009						
	2010- 2014						
	2015- 2019						
	2020- 2022						
<b>Total</b>	<b>Total</b>	<b>0</b>	<b>3</b>	<b>157</b>	<b>1'125</b>	<b>1'285</b>	<b>56</b>



## Crude rates by age-group &amp; mean annual trends

\*, \*\*: Significant variations cf. Mantel-Haenszel test (95%, 99%)  
Signification of mean annual trends not computed

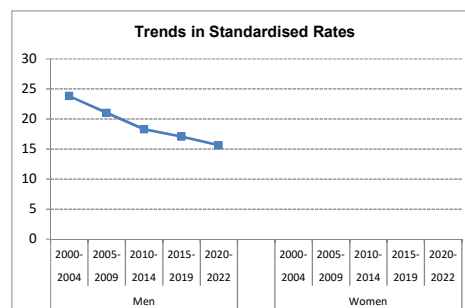
Sex	Period	0-19	20-49	50-69	70+
Men	2000 - 2004	0.0	<b>0.0</b>	<b>17.5</b>	<b>301.4</b>
	2005 - 2009	0.0	<b>0.0</b>	<b>19.9</b>	<b>258.7</b>
	2010 - 2014	0.0	<b>0.6</b>	<b>17.9</b>	<b>216.7</b>
	2015 - 2019	0.0	<b>0.0</b>	<b>11.6</b>	<b>221.9</b>
	2020 - 2022	0.0	<b>0.5</b>	<b>11.3</b>	<b>215.1</b>
Women	2000 - 2004				
	2005 - 2009				
	2010 - 2014				
	2015 - 2019				
	2020 - 2022				
Men	Annual trend		1.545	0.972	0.984
Women	Annual trend				



## European standardized rate by period

\*, \*\*: The Annual Percent Change (APC) is significantly different from zero (p<0.05, p<0.01).

Sex	Period	Ticino	C.I. 95%	
Men	2000 - 2004	<b>23.8</b>	20.9	26.8
	2005 - 2009	<b>21.0</b>	18.5	23.5
	2010 - 2014	<b>18.3</b>	16.1	20.5
	2015 - 2019	<b>17.1</b>	15.1	19.0
	2020 - 2022	<b>15.6</b>	13.3	18.0
Women	2000 - 2004			
	2005 - 2009			
	2010 - 2014			
	2015 - 2019			
	2020 - 2022			
Men	APC	<b>-2.159 **</b>		
Women	APC			



## Age specific rates - 2 last periods compared

Age	Men	Men	Women	Women
	2015 - 2019	2020 - 2022	2015 - 2019	2020 - 2022
0-	0.0	0.0		
5-	0.0	0.0		
10-	0.0	0.0		
15-	0.0	0.0		
20-	0.0	0.0		
25-	0.0	0.0		
30-	0.0	0.0		
35-	0.0	0.0		
40-	0.0	0.0		
45-	0.0	2.6		
50-	1.3	2.3		
55-	1.6	6.8		
60-	16.9	8.7		
65-	35.5	34.7		
70-	64.9	64.5		
75-	147.1	99.2		
80-	254.5	297.6		
85+	717.4	615.5		
Crude rate	35.1	36.7		

