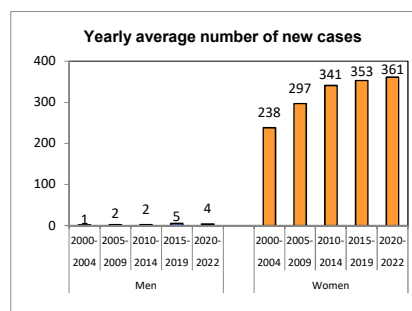


Number of new cases

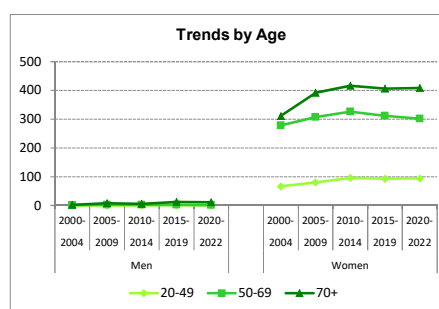
Sex	Period	Age group				Total	Yearly average
		0-19	20-49	50-69	70+		
Men	2000- 2004	0	1	2	2	5	1
	2005- 2009	0	0	5	7	12	2
	2010- 2014	0	1	4	6	11	2
	2015- 2019	0	2	6	15	23	5
	2020- 2022	0	0	2	9	11	4
Women	2000- 2004	0	227	564	401	1'192	238
	2005- 2009	0	278	654	554	1'486	297
	2010- 2014	0	328	741	636	1'705	341
	2015- 2019	0	307	768	690	1'765	353
	2020- 2022	0	177	468	439	1'084	361
Total	Total	0	1'321	3'214	2'759	7'294	317



Crude rates by age-group & mean annual trends

*, **: Significant variations cf. Mantel-Haenszel test (95%, 99%)
Signification of mean annual trends not computed

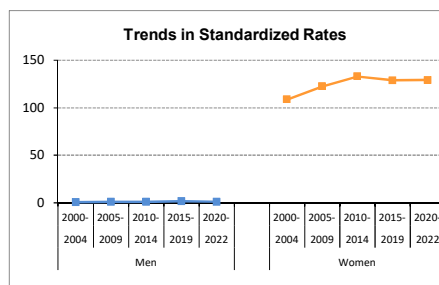
Sex	Period	0-19	20-49	50-69	70+
Men	2000 - 2004	0.0	0.3	1.1	2.7
	2005 - 2009	0.0	0.0	2.5	7.9
	2010 - 2014	0.0	0.3	1.8	5.7
	2015 - 2019	0.0	0.6	2.5	12.1
	2020 - 2022	0.0	0.0	1.3	11.3
Women	2000 - 2004	0.0	66.2	278.5	311.0
	2005 - 2009	0.0	80.0 *	307.1	391.6
	2010 - 2014	0.0	95.5 *	326.6	416.6
	2015 - 2019	0.0	92.8	311.5	405.9
	2020 - 2022	0.0	93.9	301.5	408.6
Men	Annual trend		0.825	1.009	1.068
Women	Annual trend		1.017 **	1.003	1.012 **



European standardized rate by period

*, **: The Annual Percent Change (APC) is significantly different from zero (p<0.05, p<0.01).

Sex	Period	Ticino	C.I. 95%	
Men	2000 - 2004	0.5	0.1	1.0
	2005 - 2009	1.1	0.4	1.7
	2010 - 2014	0.9	0.4	1.4
	2015 - 2019	1.6	0.9	2.3
	2020 - 2022	1.1	0.4	1.8
Women	2000 - 2004	108.9	102.4	115.4
	2005 - 2009	122.5	115.9	129.1
	2010 - 2014	132.9	126.2	139.7
	2015 - 2019	128.8	122.4	135.3
	2020 - 2022	129.2	120.8	137.6
Men	APC	n.a.		
Women	APC	0.811 **		



Age specific rates - 2 last periods compared

Age	Men 2015 - 2019	Men 2020 - 2022	Women 2015 - 2019	Women 2020 - 2022
0-	0.0	0.0	0.0	0.0
5-	0.0	0.0	0.0	0.0
10-	0.0	0.0	0.0	0.0
15-	0.0	0.0	0.0	0.0
20-	0.0	0.0	4.4	0.0
25-	0.0	0.0	8.7	3.7
30-	0.0	0.0	36.9	41.8
35-	1.9	0.0	82.2	64.7
40-	1.6	0.0	127.5	138.5
45-	0.0	0.0	216.8	240.4
50-	0.0	0.0	271.0	307.3
55-	0.0	2.3	235.3	240.2
60-	5.6	0.0	331.3	293.2
65-	6.3	3.5	440.4	388.7
70-	8.9	15.2	367.6	427.3
75-	16.7	12.9	448.3	386.0
80-	12.1	6.0	452.9	478.9
85+	11.1	7.6	369.1	351.3
Crude rate	2.7	2.1	195.1	199.8

