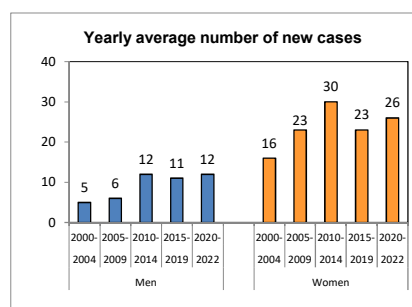


Number of new cases

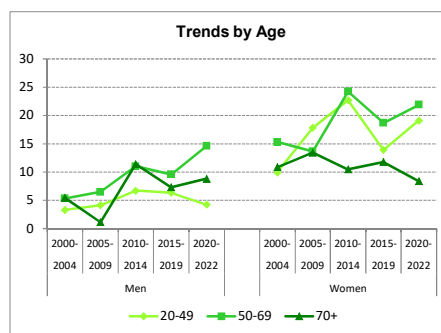
Sex	Period	Age group				Total	Yearly average
		0-19	20-49	50-69	70+		
Men	2000- 2004	0	11	10	4	25	5
	2005- 2009	0	14	13	1	28	6
	2010- 2014	3	23	24	12	62	12
	2015- 2019	0	21	23	9	53	11
	2020- 2022	0	8	22	7	37	12
Women	2000- 2004	1	34	31	14	80	16
	2005- 2009	3	62	29	19	113	23
	2010- 2014	3	78	55	16	152	30
	2015- 2019	4	46	46	20	116	23
	2020- 2022	0	36	34	9	79	26
Total	Total	14	333	287	111	745	32



Crude rates by age-group & mean annual trends

*, **: Significant variations cf. Mantel-Haenszel test (95%, 99%)
Signification of mean annual trends not computed

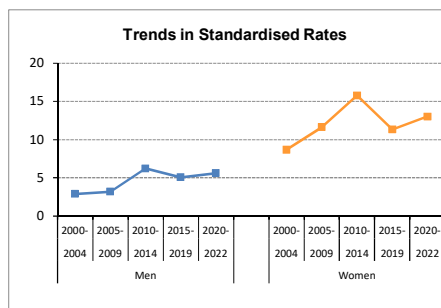
Sex	Period	0-19	20-49	50-69	70+
Men	2000 - 2004	0.0	3.3	5.3	5.4
	2005 - 2009	0.0	4.1	6.5	1.1
	2010 - 2014	1.8	6.7	11.0	11.4 **
	2015 - 2019	0.0	6.3	9.6	7.3
	2020 - 2022	0.0	4.2	14.6	8.8
Women	2000 - 2004	0.7	9.9	15.3	10.9
	2005 - 2009	2.0	17.8 **	13.6	13.4
	2010 - 2014	1.9	22.7	24.2 *	10.5
	2015 - 2019	2.5	13.9 **	18.7	11.8
	2020 - 2022	0.0	19.1	21.9	8.4
Men	Annual trend		1.019	1.049	1.058
Women	Annual trend		1.021	1.021	0.987



European standardized rate by period

*, **: The Annual Percent Change (APC) is significantly different from zero (p<0.05, p<0.01).

Sex	Period	Ticino	C.I. 95%	
Men	2000 - 2004	2.9	1.7	4.0
	2005 - 2009	3.2	2.0	4.4
	2010 - 2014	6.2	4.6	7.8
	2015 - 2019	5.1	3.7	6.5
	2020 - 2022	5.6	3.7	7.4
Women	2000 - 2004	8.7	6.7	10.6
	2005 - 2009	11.6	9.4	13.9
	2010 - 2014	15.8	13.2	18.4
	2015 - 2019	11.3	9.2	13.5
	2020 - 2022	13.0	10.0	16.0
Men	APC	n.a.		
Women	APC	1.645		



Age specific rates - 2 last periods compared

Age	Men	Men	Women	Women
	2015 - 2019	2020 - 2022	2015 - 2019	2020 - 2022
0-	0.0	0.0	0.0	0.0
5-	0.0	0.0	0.0	0.0
10-	0.0	0.0	2.5	0.0
15-	0.0	0.0	7.1	0.0
20-	2.1	0.0	6.6	3.7
25-	2.1	0.0	8.7	11.0
30-	4.1	3.4	12.3	13.9
35-	7.6	3.3	20.1	22.6
40-	6.6	9.2	18.9	31.7
45-	12.5	7.9	13.8	25.0
50-	11.9	13.8	20.1	24.9
55-	6.3	18.2	26.5	22.9
60-	9.4	14.4	12.7	19.4
65-	10.4	10.4	13.2	19.3
70-	8.9	19.0	13.5	9.8
75-	8.3	4.3	13.7	7.1
80-	4.0	0.0	11.7	17.9
85+	5.6	7.6	7.4	0.0
Crude rate	6.2	7.2	12.8	14.6

