

Stomach Cancer in Switzerland

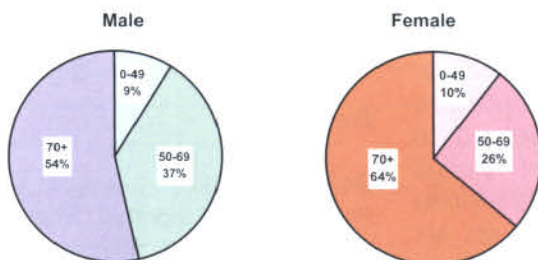
Swiss Association of Cancer Registries - www.asrt.ch

Raw data - Period 2001-2003

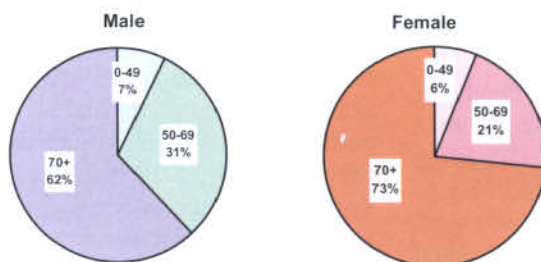
Gender	Yearly averages		5-year Prevalence (3)	Years of life lost (4)
	New cases (1)	Deaths (2)		
Male	533	347	1216	2402
Female	333	223	664	1132
Total	867	570	1880	3534

- (1) Swiss estimates on basis of nine registries
- (2) Computed from data of Federal Office of Statistics
- (3) Cf. data of Globocan 2002, IARC - Lyon
- (4) Years lost before age 75

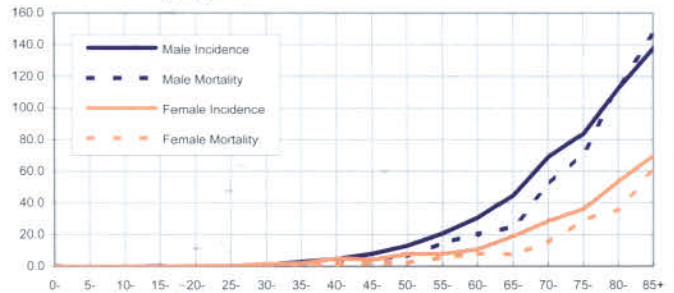
New cases by age group



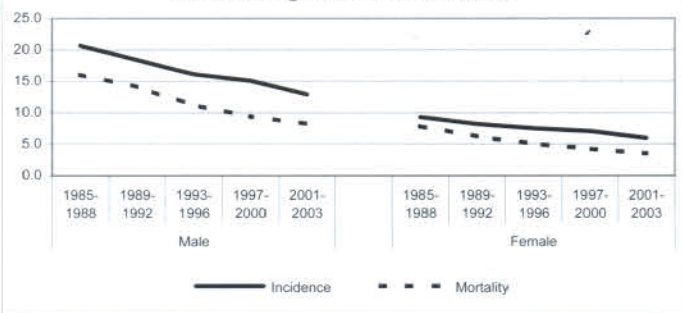
Deaths by age group



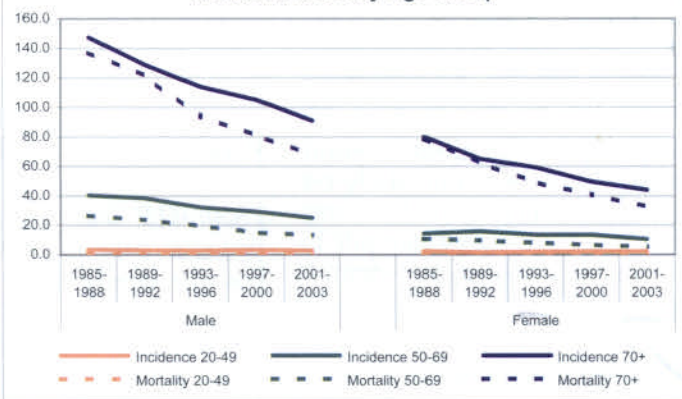
Yearly Age Specific Rates - Period 2001-2003



Trends in Age Standardised Rates



Trends in Rates by Age Group



The data of incidence are combined from nine cancer registries covering 13 cantons, i.e. 58% of the Swiss population. Each year, they register in average 430 new cases, leading to a total of about 860 incident cases for the whole country, based on age, gender and cultural areas weighted estimation.

The stomach cancer is regularly decreasing for decades, with constant differences between alpine areas and the rest of the country: cantons of Valais, Ticino, Graubunden & Glarus have an excess risk of about 50%, compared with the average of risk observed within the other cantons combined. More details can be found on the *Swiss Association of Cancer Registries* website: www.asrt.ch.

Mortality data are obtained from the *Causes of Death Register* of the *Swiss Federal Statistical Office*. The 5-year prevalence, i.e. the number of people living with stomach cancer since less than five years, was drawn from *Globocan 2002*, published by the *International Agency for Cancer Research*, Lyon.

Edited by:
Jean-Michel Lutz & Pierre Pury, ASRT